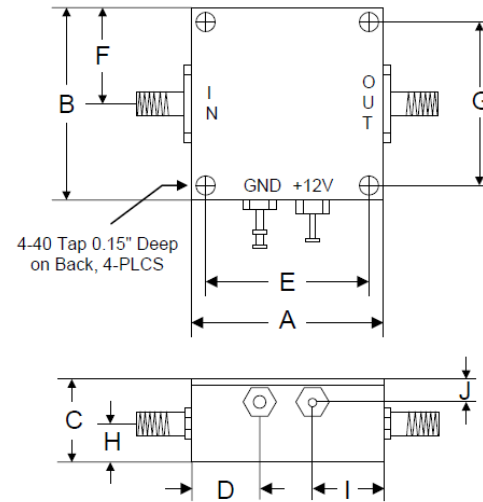


**Electrical Specifications @ +25 °C,  $Z_s = Z_L = 50 \text{ Ohms}$**

Parameter	Unit	Minimum	Typical	Maximum
Frequency Range	GHz	0.1		10
Gain	f = 0.1GHz		16.2	
	f = 2.0GHz		16.0	
	f = 4.0GHz		15.1	
	f = 6.0GHz		13.4	
	f = 10.0GHz		10.5	
$P_{1dB}$	f = 0.1GHz		+14.0	
	f = 2.0GHz		+13.0	
	f = 4.0GHz		+13.0	
	f = 6.0GHz		+14.6	
	f = 10.0GHz		+13.0	
IP3	f = 0.1GHz		+27.7	
	f = 2.0GHz		+28.1	
	f = 4.0GHz		+28.0	
	f = 6.0GHz		+28.0	
	f = 10.0GHz		+25.0	

Noise Figure f = 2GHz	dB		4.0	
VSWR f = 0.1-10GHz				
	Input VSWR		1.7:1	
Output VSWR			1.7:1	
DC Power Supply	V	9	12	15
Supply Current	mA		50	

**Outline**



	A	B	C	D	E	F	G	H	I	J
Inch	1.250	1.250	0.563	0.450	1.000	0.625	1.000	0.250	0.500	0.187
mm	31.75	31.75	14.29	11.43	25.40	15.88	25.40	6.35	12.70	4.76

This document is the property of **Atlantic Microwave Limited** and is disclosed to the holder for confidential use only. The holder promises and agrees that it shall not be reproduced or copied in any manner, be lent to or have the contents made known to others.

**General Description**

**Wide Band  
Driver Amplifier  
100MHz to 10GHz  
Stock**



40A Springwood Drive,  
Braintree,  
Essex, CM7 2YN,  
England  
**www.AtlantecRF.com**  
Tel: +44 (0)1376 550220  
Fax: +44 (0)1376 552145

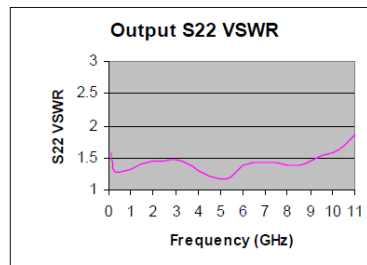
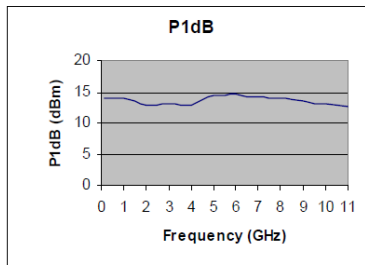
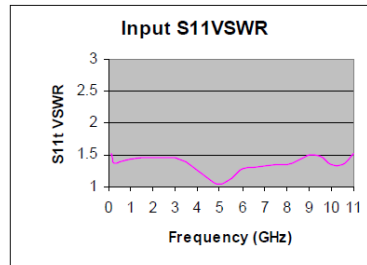
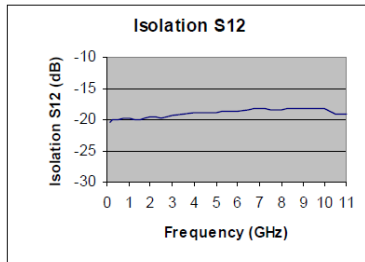
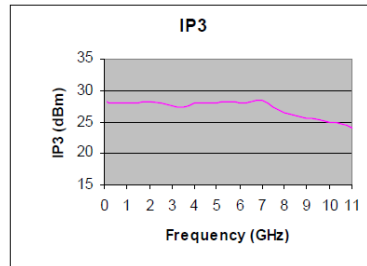
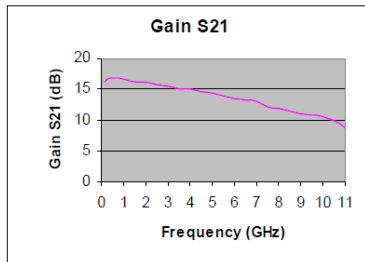
*AtlantecRF is a brand name of Atlantic Microwave Ltd.*

**Drawing Number:  
ENG14-052**

**Rev:**

Dw	Check	Date	Scale	Projection
	01/08/14		NTS	
Rev.	Description	Date	Approval	

Typical Performance @ +25 °C



Test Data @ +25 °C

Frequency(GHz)	S21 (dB)	S12 (dB)	S11(VSWR)	S22(VSWR)	Noise Figure (dB)
0.040	14.30	-22.46	2.29	3.00	3.83
0.075	15.80	-22.86	1.66	1.83	3.62
0.100	16.22	-20.5	1.53	1.58	3.66
0.250	16.57	-19.99	1.36	1.31	3.59
0.500	16.79	-19.95	1.39	1.28	3.72
1.000	16.61	-19.88	1.43	1.33	3.65
1.500	16.21	-20.07	1.45	1.40	3.48
2.000	16.17	-19.56	1.45	1.45	3.66
2.500	15.64	-19.75	1.46	1.45	3.67
3.000	15.43	-19.30	1.46	1.48	3.97
3.500	14.98	-19.21	1.39	1.40	3.73
4.000	15.16	-18.92	1.26	1.30	3.80
4.500	14.58	-18.81	1.12	1.21	3.81
5.000	14.23	-18.80	1.05	1.17	3.88
5.500	13.85	-18.62	1.14	1.22	4.08
6.000	13.42	-18.60	1.28	1.38	3.92
6.500	13.23	-18.40	1.31	1.42	3.96
7.000	13.00	-18.31	1.33	1.43	4.05
7.500	12.20	-18.42	1.34	1.43	4.04
8.000	11.98	-18.41	1.34	1.39	4.11
8.500	11.50	-18.22	1.41	1.39	4.28
9.000	11.10	-18.20	1.49	1.46	4.34
9.500	10.89	-18.22	1.48	1.53	4.52
10.000	10.50	-18.30	1.34	1.58	4.69
10.500	9.86	-19.01	1.34	1.69	4.70
11.000	8.70	-19.20	1.53	1.87	4.72

This document is the property of **Atlantic Microwave Limited** and is disclosed to the holder for confidential use only. The holder promises and agrees that it shall not be reproduced or copied in any manner, be lent to or have the contents made known to others.

General Description

Wide Band  
Driver Amplifier  
100MHz to 10GHz  
Stock



40A Springwood Drive,  
Braintree,  
Essex, CM7 2YN,  
England  
[www.AtlantecRF.com](http://www.AtlantecRF.com)  
Tel: +44 (0)1376 550220  
Fax: +44 (0)1376 552145

AtlantecRF is a brand name of Atlantic Microwave Ltd.

Drawing Number:  
**ENG14-052**

Rev:



Dw	Check	Date	Scale	Projection
	01/08/14		NTS	
Rev.	Description	Date	Approval	